



DURABLE ACOUSTICAL COMFORT



DURABLE, ACOUSTICAL, AND COMFORTABLE UNDERLAYMENT

NO.2024-07

PROTECTOR

WE'VE BEEN REVOLUTIONIZING FLOOR ACOUSTICS SINCE 1957

PROTECTOR

COMMERCIAL USE

Dura has a clear goal: produce the highest performing underlay and carpet cushion products while contributing to the preservation of our environment for generations to come. Through our unique process of giving a second life to used rubber, we've achieved our lofty goal by creating products that absorb sound like no other and lasts for years.

Our Protector underlayment is engineered to endure rigorous foot traffic, ensuring that your carpet lasts longer and performs at its peak for many years to come. This underlayment offers excellent acoustical advantages by minimizing sound transfer between floors and rooms, creating a peaceful environment for guests and residents. Perfect for high-traffic areas in luxurious hotels, condos, and private homes, offering a soft and comfortable layer beneath your feet.

HIGH-PERFORMANCE UNDERLAYMENT



ENGINEERED
HARDWOOD
AND LAMINATE



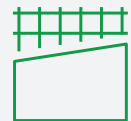
CERAMIC



VINYL



CARPET



✓ **BEST-IN-CLASS ACOUSTICAL UNDERLAYMENT**

✓ **SUITABLE FOR HEAVY FOOT TRAFFIC**

✓ **LASTS A LIFETIME**

✓ **MADE FROM RECYCLED RUBBER**

✓ **RETAINS ITS SOUNDPROOFING QUALITIES**

WHAT MAKES PROTECTOR THE NEW STANDARD

GREATLY REDUCES IMPACT SOUND



PROVIDES UNDERFOOT COMFORT & DOES NOT COLLAPSE OVER TIME



DESIGNED TO WITHSTAND HEAVY FOOT TRAFFIC



GUARANTEED TO WORK OVER RADIANT HEATED FLOORS



RESISTS MOLD, MILDEW, AND FUNGUS GROWTH



EASY TO INSTALL



CONTRIBUTES TO LEED CREDITS



GREEN LABEL PLUS+ CERTIFIED



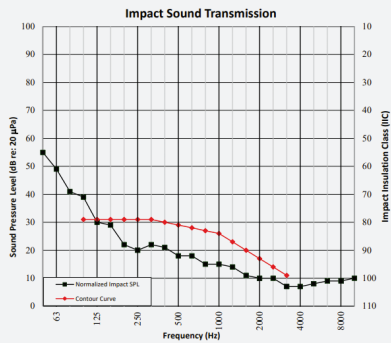
MADE FROM RECYCLED RUBBER



ACOUSTICAL TESTING

PERFORMED BY:
INTERTEK

ASTM E90 + ASTM E492

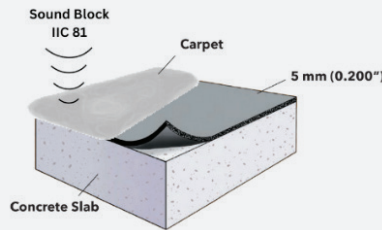


Carpet IIC*81
Protector 5 mm (13/64")

6" Concrete Slab IIC*40
Wire Hung Ceiling Grid

Approved and tested by experts

Protector 5 mm (13/64") was tested under a 12 mm carpet and over a 152 mm concrete slab, obtaining an IIC 81. IIC is a measure of impact sound transmission from one floor to another. The higher the IIC rating, the better quality of sound absorption.



Protector Specifications

The sound rated floor material shall be an open cellular rubber shall be an open cellular rubber reinforced with solid rubber particles bonded to fiberglass backing, 5 mm (13/64") thick, approximately 54 oz/yd² in weight and 22 lb/ft³ in density. The product shall have an IIC rating of 81 (tested as per ASTM E90 + ASTM E492) based on the construction detailed in this brochure. The acoustical material shall be Protector 5 mm (13/64") manufactured by: Dura Undercushions Ltd.

We invite you to contact us for any inquiries via email: info@duraundercushions.com or via phone: **1-800-295-4126**

IMPERIAL MATERIAL SPECIFICATIONS

Thickness	0.2 in
“R” Value	0.46
Mass	54 oz / sq.yd
Density	22 lb / cu. ft
Tensile	24 lb / in
Content	Minimum 95% recycled rubber
Roll Size	20 sq. yd
Roll Weight	68 lb
Roll Width	54 in.
Roll Length	40 ft.
Roll Diameter	11 in.
Coverage	180 sq. ft
Acoustic Value	IIC 81 / ASTM E90 and ASTM E492 - Impact Sound Transmission (With a carpet)
Green Quality	CRI Green Label Plus approved
Anti-Microbial	Naturally resists mold, mildew and fungus growth
Radiant Heated Floors	Suitable for radiant heated floor
LEED	Contributes up to 6 credits
Flammability	PASS Pill Test / ASTM D2859 / Class 1 / ASTM E 648 - Radiant Panel Test / As an assembly with a Class 1 commercial carpet
Warranty	Lifetime*

METRIC MATERIAL SPECIFICATIONS

Thickness	5.08 mm
“R” Value	0.46
Mass	1.83 kg / sq. m
Density	352.41 kg / cu. m
Tensile	214 N / 5 cm
Content	Minimum 95% recycled rubber
Roll Size	16.72 sq. m
Roll Weight	30.84 kg
Roll Width	1.37 m
Roll Length	12.19 m
Roll Diameter	27.94 cm
Coverage	16.72 sq. m
Acoustic Value	IIC 81 / ASTM E90 and ASTM E492 - Impact Sound Transmission (With a carpet)
Green Quality	CRI Green Label Plus approved
Anti-Microbial	Naturally resists mold, mildew and fungus growth
Radiant Heated Floors	Suitable for radiant heated floor
LEED	Contributes up to 6 credits
Flammability	PASS Pill Test / ASTM D2859 / Class 1 / ASTM E 648 - Radiant Panel Test / As an assembly with a Class 1 commercial carpet
Warranty	Lifetime*

QUICK AND EASY TO INSTALL

DOUBLE GLUE-INSTALLATION PROCEDURE

- 1**
PROTECTOR should be laid black side down.
- 2**
Align **PROTECTOR** seams perpendicular to carpet seams. If not possible, keep a minimum distance of 6" from carpet seams. Consider dry laying the carpet at this stage.
- 3**
Apply quality multi-purpose adhesive with the correct trowel*, spread evenly over the floor surface according to adhesive manufacturer's instructions.
- 4**
After indicated adhesive open time, place **PROTECTOR'S** black side onto the adhesive, align seams tightly and apply light pressure on the cushion with a roller to ensure contact with adhesive.
- 5**
Trim excess **PROTECTOR** at perimeter of the room.
- 6**
Spread premium multi-purpose adhesive on **PROTECTOR** surface with a trowel*, following adhesive manufacturer's directions. After indicated adhesive set time, position carpet on adhesive-covered **PROTECTOR**.
- 7**
Follow manufacturer's instructions when preparing and installing carpet, with special attention to seams and rolling the final installation.
- 8**
Let adhesive set before exposing installation to foot traffic.

Caution:

Using poor quality adhesive, incorrect type, or improper application method can cause installation issues. Please contact Dura Undercushions for the installation of **PROTECTOR** underneath an area rug or stair runner.

* When following the double glue-installation procedure, consider using a 1/8" x 1/8" x 1/8" U-notch trowel for even adhesive coverage.



TACKLESS AND STRETCH-IN INSTALLATION PROCEDURE

- 1**
Measure the length and width of the room and cut PROTECTOR to size, leaving a 1/2" gap around the perimeter of the room.
- 2**
PROTECTOR should be laid black side down. Ensure that it covers the entire area of the room.
- 3**
Use double-sided carpet tape to secure the edges of PROTECTOR to the floor along the perimeter of the room, leaving a 1/2" gap around the edges.
- 4**
Install tack strips around the perimeter of the room, making sure to leave a 1/4" gap between the strip and the wall.
- 5**
Stretch the carpet over PROTECTOR and tuck the carpet into the gap between the tack strip and the wall using a knee kicker or power stretcher.
- 6**
Use a carpet knife to trim any excess carpet along the edges of the room.

WARRANTY

Dura underlayments are warranted to retain their essential firmness, resilience, and porosity through the useful life of the floor covering under which they are installed. This warranty applies to all types of indoor installations. In the event of a confirmed product failure due to defective manufacture the company will replace, without charge, the defective portion of the underlayment with new equivalent product.

This warranty is valid only when the product is used in accordance with our instructions and for its intended purpose and does not cover defects or failures due to inappropriate use or abuse.



Find us in
MasterSpec[®]
Powered by Deltek Specpoint[®]



DISCOVER MORE

DURABLE ACOUSTICAL COMFORT



For Engineered Hardwood and Laminated Flooring

YOU NEED:
DURA-SON
DURA-SON MB

MULTI-RESILIENT LAYER FLOORING

YOU NEED:
DURACOUSTIC



For Carpets

YOU NEED:
DURACUSHION
SUPERDURA
PROTECTOR
DURALUX

MULTI-RESILIENT LAYER FLOORING

YOU NEED:
DURACOUSTIC

The durability of our products are the solution to all your acoustical needs. They will outlast and maintain their acoustical and comfort qualities throughout their lifetime.



For Ceramics

YOU NEED:
DURAQUIET

MULTI-RESILIENT LAYER FLOORING

YOU NEED:
DURACOUSTIC



For Vinyl

YOU NEED:
DURAQUIET

MULTI-RESILIENT LAYER FLOORING

YOU NEED:
DURACOUSTIC



DURABLE ACOUSTICAL COMFORT

**8525 CHEMIN DELMEADE, MONTREAL
QC H4T 1M1**

1-800-295-4126

INFO@DURAUNDERCUSHIONS.COM

WWW.DURACUSHION.COM

