



DURABLE ACOUSTICAL COMFORT



DURABLE, ACOUSTICAL, AND COMFORTABLE UNDERLAYMENT

NO.2024-07

DURAQUIET™

WE'VE BEEN REVOLUTIONIZING FLOOR ACOUSTICS SINCE 1957

DURAQUIET

RESIDENTIAL & COMMERCIAL USE

Dura has a clear goal: produce the highest performing underlay and carpet cushion products while contributing to the preservation of our environment for generations to come. Through our unique process of giving a second life to used rubber, we've achieved our lofty goal by creating products that absorb sound like no other and lasts for years.

Our Duraquiet underlayment is the ultimate solution for ceramic, natural stone tile, and vinyl floors. Its anti-fracture membrane is specifically designed to protect your floor up to 3/16", extending its lifespan. Duraquiet provides sound insulation between floors and rooms, and is composed of a flexible rubber pad to provide comfort, and durability under heavy foot traffic. Ideal for sound control in luxurious hotels, upscale condos, commercial buildings, and private homes.

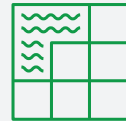
HIGH-PERFORMANCE UNDERLAYMENT



ENGINEERED
HARDWOOD
AND LAMINATE



CERAMIC



VINYL



CARPET



✓ **BEST CHOICE FOR CERAMIC
AND VINYL**

✓ **MADE FROM RECYCLED RUBBER**

✓ **ANTI-FRACTURE MEMBRANE**

✓ **RETAINS ITS SOUNDPROOFING
QUALITIES**

✓ **LASTS A LIFETIME**

WHAT MAKES DURAQUIET THE NEW STANDARD

**GREATLY REDUCES
IMPACT SOUND**



**PROVIDES UNDERFOOT
COMFORT & DOES NOT
COLLAPSE OVER TIME**



**GUARANTEED TO WORK OVER
RADIANT HEATED FLOORS**



**RESISTS MOLD, MILDEW,
AND FUNGUS GROWTH**



EASY TO INSTALL



**CONTRIBUTES TO
LEED CREDITS**



**GREEN LABEL
PLUS+ CERTIFIED**



**MADE FROM
RECYCLED RUBBER**



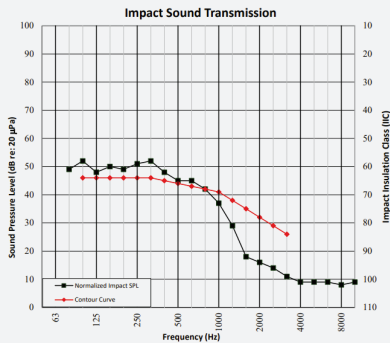
**ANTI-FRACTURE MEMBRANE
UP TO 3/16"**



ACOUSTICAL TESTING

PERFORMED BY:
INTERTEK

ASTM E90 + ASTM E492



Vinyl IIC*71
Duraquiet 3 mm (1/8")
Cement board (2 x 1/2")
Duracoustic 8 mm (5/16")

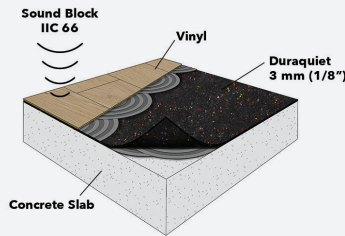
Vinyl IIC*66
Duraquiet 3 mm (1/8")

Ceramic Tile IIC*63
Duraquiet 3 mm (1/8")

6" Concrete Slab IIC*40
Wire Hung Ceiling Grid

Approved and tested by experts

Duraquiet 3 mm (1/8") was tested under a 5 mm vinyl floor and over a 152 mm concrete slab, obtaining an IIC 66. IIC is a measure of impact sound transmission from one floor to another. The higher the IIC rating, the better quality of sound absorption.



Duraquiet Specifications

The sound rated floor material shall be an open cellular rubber shall be an open cellular rubber reinforced with solid rubber particles bonded to fiberglass backing, 3 mm (1/8") thick, approximately 66 oz/yd² in weight and 46 lb/ft³ in density. The product shall have an IIC rating of 66 (tested as per ASTM E90 + ASTM E492) based on the construction detailed in this brochure. The acoustical material shall be Duraquiet 3 mm (1/8") manufactured by : Dura Undercushions Ltd.

We invite you to contact us for any inquiries via email: info@duraundercushions.com or via phone: **1-800-295-4126**

IMPERIAL MATERIAL SPECIFICATIONS

Thickness	0.125 in
"R" Value	0.2
Mass	66 oz / sq.yd
Density	46 lb / cu. ft
Content	Minimum 95% recycled rubber
Roll Size	16.67 sq. yd
Roll Weight	69 lb
Roll Width	60 in.
Roll Length	30 ft.
Roll Diameter	8 in.
Coverage	150 sq. ft
Acoustic Value	IIC 66 / ASTM E492 and E90 - Impact Insulating Class
Green Quality	CRI Green Label Plus approved
Anti-Microbial	Naturally resists mold, mildew and fungus growth
Radiant Heated Floors	Suitable for radiant heated floor
LEED	Contributes up to 6 credits
Flammability	PASS Pill Test / ASTM D2859 / Class 1 / ASTM E 648 - Radiant Panel Test / As an assembly with a Class 1 commercial carpet
Warranty	Lifetime*

METRIC MATERIAL SPECIFICATIONS

Thickness	3.175 mm
"R" Value	0.2
Mass	2.24 kg / sq. m
Density	736.84 kg / cu. m
Content	Minimum 95% recycled rubber
Roll Size	13.94 sq. m
Roll Weight	31.3 kg
Roll Width	1.52 m
Roll Length	9.14 m
Roll Diameter	20.32 cm
Coverage	13.94 sq. m
Acoustic Value	IIC 66 / ASTM E492 and E90 - Impact Insulating Class
Green Quality	CRI Green Label Plus approved
Anti-Microbial	Naturally resists mold, mildew and fungus growth
Radiant Heated Floors	Suitable for radiant heated floor
LEED	Contributes up to 6 credits
Flammability	PASS Pill Test / ASTM D2859 / Class 1 / ASTM E 648 - Radiant Panel Test / As an assembly with a Class 1 commercial carpet
Warranty	Lifetime*

QUICK AND EASY TO INSTALL

CERAMIC AND NATURAL STONE TILE INSTALLATION PROCEDURE

- 1**
Follow ceramic and natural stone tile manufacturer's instructions.
- 2**
Installation and subfloor requirements must conform to TCA or TCC standards.
- 3**
Concrete subfloor must be clean, dry, and checked for excessive moisture. A waterproof membrane may be required.
- 4**
Areas requiring fill patching or levelling must be prepared using a self-levelling underlayment.
- 5**
Install a perimeter isolation strip or foam along the wall perimeter of the entire subfloor and around any protrusions at the perimeter.
- 6**
Adhere DURAQUIET using a urethane-based adhesive, butt the seams together, ensuring not to overlap the membrane.
- 7**
Immediately roll the floor using a 50-75 lb. roller to ensure proper adhesive transfer, starting with the width and then the length.
- 8**
Apply dry-set mortar over DURAQUIET, as directed by mortar manufacturer.
- 9**
Grout tiles using a polymer-modified grout or a 100% solids epoxy grout.

Caution:

Gypsum concrete underlayment must first be sealed with floor sealer before applying any moisture cured urethane adhesive. Using poor quality adhesive, incorrect type, or improper application method can cause installation issues. Please contact Dura Undercushions for installation assistance.



VINYL FLOOR INSTALLATION PROCEDURE

- 1**
Concrete subfloor must be clean, dry, and checked for excessive moisture. A waterproof membrane may be required.
- 2**
Areas requiring fill patching or levelling must be prepared using a self-levelling underlayment.
- 3**
Adhere DURAQUIET using a urethane-based adhesive, butt the seams together, ensuring not to overlap the membrane.
- 4**
Immediately roll the floor using a 50-75 lb. roller to ensure proper adhesive transfer, starting with the width and then the length.
- 5**
Seal DURAQUIET with a moisture cured urethane adhesive.
- 6**
Adhere the vinyl tile or floor to DURAQUIET using the recommended acrylic adhesive by the vinyl manufacturer.

WARRANTY

Dura underlayments are warranted to retain their essential firmness, resilience, and porosity through the useful life of the floor covering under which they are installed. This warranty applies to all types of indoor installations. In the event of a confirmed product failure due to defective manufacture the company will replace, without charge, the defective portion of the underlayment with new equivalent product.

This warranty is valid only when the product is used in accordance with our instructions and for its intended purpose and does not cover defects or failures due to inappropriate use or abuse.



Find us in
MasterSpec[®]
Powered by Deltek Specpoint[®]



DISCOVER MORE

DURABLE ACOUSTICAL COMFORT



For Engineered Hardwood and Laminated Flooring

YOU NEED:
DURA-SON
DURA-SON MB

MULTI-RESILIENT LAYER FLOORING

YOU NEED:
DURACOUSTIC



For Carpets

YOU NEED:
DURACUSHION
SUPERDURA
PROTECTOR
DURALUX

MULTI-RESILIENT LAYER FLOORING

YOU NEED:
DURACOUSTIC

The durability of our products are the solution to all your acoustical needs. They will outlast and maintain their acoustical and comfort qualities throughout their lifetime.



For Ceramics

YOU NEED:
DURAQUIET

MULTI-RESILIENT LAYER FLOORING

YOU NEED:
DURACOUSTIC



For Vinyl

YOU NEED:
DURAQUIET

MULTI-RESILIENT LAYER FLOORING

YOU NEED:
DURACOUSTIC



DURABLE ACOUSTICAL COMFORT

**8525 CHEMIN DELMEADE, MONTREAL
QC H4T 1M1**

1-800-295-4126

INFO@DURAUNDERCUSHIONS.COM

WWW.DURACUSHION.COM

